

DIONISIO AGUADO

METODO DE GUITARRA
(GUITAR METHOD)

SEGUNDA PARTE
(SECOND PART)


Revised and fingered by
Eythor Thorlaksson

The Guitar School - Iceland



LEGATO ON ONE STRING

With different rhythm formations



Play with different accents, either on the first or the second note.



Same fingering as in the previous exercise.



DOUBLE LEGATO



Two staves of musical notation for a guitar exercise. The first staff contains measures 1-4 with fingerings: 1, 0, 1, 3, 1, 3, 3, 1, 3, 4, 1, 2, 4, 2, 4, 3, 1, 3, 3, 1, 3, 4, 3, 4. The second staff contains measures 5-8 with fingerings: 4, 3, 4, 3, 1, 3, 3, 1, 3, 4, 2, 4, 2, 1, 2, 3, 1, 3, 3, 1, 3, 1.

Same fingering as in the previous exercise

Three staves of musical notation for a guitar exercise. The first two staves show a sequence of eighth-note chords with slurs. The third staff shows a sequence of eighth-note triplets with fingerings: 13, 13, 34, 24, 13, 13, 34, 24, 24, 34, 13, 13, 24, 12, 13, 13.

Let all the notes in the triplets sound equal.

Two staves of musical notation for a guitar exercise. The first staff contains measures 1-4 with fingerings: 1, 3, 1, 3, 1, 2, 2, 4, 1, 3, 1, 3, 3, 4, 2, 4. The second staff contains measures 5-8 with fingerings: 2, 4, 3, 4, 1, 3, 1, 3, 2, 4, 1, 2, 1, 3, 1, 3.

A single staff of music in G major (one flat) featuring a sequence of eighth-note pairs. Each pair is connected by a slur. The fingerings are: 1 3, 1 3, 1 2, 2 4, 1 3, 2 4, 1 2, 1 3.

Study the next exercise with the same fingering as the previous one

A single staff of music in G major with a sequence of eighth-note pairs, each slurred. The fingerings are: 1 3, 1 3, 1 2, 2 4, 1 3, 2 4, 1 2, 1 3.

A single staff of music in G major with a sequence of eighth-note pairs, each slurred. The fingerings are: 3, 4 2, 3, 4, 4, 4, 3, 4.

A single staff of music in G major with a sequence of eighth-note pairs, each slurred. The fingerings are: 4, 3, 4, 4, 4, 4, 3, 4, 3.

Study this exercise with the following rhythm patterns.




A single staff of music in G major with a sequence of eighth-note pairs, each slurred. The first part ends with 'etc.' and the second part also ends with 'etc.'.

A single staff of music in G major with a sequence of eighth-note pairs, each slurred. The fingerings are: 1 3 4, 1 3 4, 1 2 4, 1 3 4, 1 3 4, 1 3 4, 1 2 4.


A single staff of music in G major with a sequence of eighth-note pairs, each slurred. The fingerings are: 1 3 4, 1 3 4, 1 3 4, 1 2 4, 1 3 4, 1 3 4.

Study this exercise als with the following rhythm patterns.

A single staff of music in G major with a sequence of eighth-note pairs, each slurred. The first part ends with 'etc.' and the second part also ends with 'etc.'.



Study the following exercises to the same extensions as the previous ones.



Do not lift the first finger while fourth finger plays the legato note.

Musical exercise in G major, first staff. It consists of two measures of eighth-note pairs. The first measure has fingerings 1-4, 1-4, 1-4, 1-4, 1-4, 1-4, 1-4, 1-4, 2. The second measure has fingerings 4-1, 4-1, 4-1, 4-1, 4-1, 4-1, 4-1, 4-1, 3 0 1.

Study with different accents, either on the first or the second note.

Musical exercise in G major, second staff. It consists of two measures of eighth-note pairs. The first measure has fingerings 4 1, 4 1, 4 1, 4 1, 4 1, 4 1, 4 1, 4 1. The second measure has fingerings 4 1, 4 1, 4 1, 4 1, 4 1, 4 1, 4 1, 4 1, 3 0 1.

Work these exercises slowly to make all three notes sound even.







Musical exercise in D major, third staff. It consists of two measures of eighth-note pairs. The first measure has fingerings 1 3 4, 1 3 4, 1 2 4, 1 3 4, 4 2 1, 4 3 1, 4 3 1, 4 2 1. The second measure has fingerings 4 2 1, 4 3 1, 4 3 1, 4 2 1.

Musical exercise in D major, fourth staff. It consists of two measures of eighth-note pairs. The first measure has fingerings 1 3 4, 1 3 4, 1 2 4, 1 3 4, 4 3 1, 4 3 1, 4 2 1, 4 3 1. The second measure has fingerings 4 3 1, 4 3 1, 4 2 1, 4 3 1.

Musical exercise in D major, fifth staff. It consists of two measures of eighth-note pairs. The first measure has fingerings 1 4 3, 1 4 3, 1 4 2, 1 4 3, 1 4 3, 1 4 3, 1 4 2, 1 4 3. The second measure has fingerings 1 4 3, 1 4 3, 1 4 2, 1 4 3.

Musical exercise in G major, sixth staff. It consists of two measures of eighth-note pairs. The first measure has fingerings 1 0 3, 3 1 4, 3 1 4, 2 1 4, 3 1 4, 3 1 4, 3 1 4, 2 1 4, 2. The second measure has fingerings 3 1 4, 3 1 4, 3 1 4, 3 1 4, 3 1 4, 3 1 4, 3 1 4, 2 1 4, 2.

Musical exercise in G major, seventh staff. It consists of two measures of eighth-note pairs. The first measure has fingerings 4 1 3, 4 1 3, 4 1 3, 4 1 3, 4 1 2, 4 1 3, 4 1 3, 3 0 1, 1. The second measure has fingerings 4 1 3, 4 1 3, 4 1 3, 4 1 3, 4 1 3, 4 1 3, 4 1 3, 3 0 1, 1.





LEGATO - JUMPS

The musical score consists of ten staves of music, each starting with a treble clef and a key signature of one flat (Bb). The notes are connected by slurs, and various fingerings are indicated by numbers 1, 2, 3, and 4. The first staff includes a sharp sign (#) on the second measure. The second staff includes a double sharp sign (##) on the second measure. The third staff includes a sharp sign (#) on the second measure. The fourth staff includes a sharp sign (#) on the second measure. The fifth staff includes a sharp sign (#) on the second measure. The sixth staff includes a sharp sign (#) on the second measure. The seventh staff includes a sharp sign (#) on the second measure. The eighth staff includes a sharp sign (#) on the second measure. The ninth staff includes a sharp sign (#) on the second measure. The tenth staff includes a sharp sign (#) on the second measure. The music is written in a single line on each staff, with a double bar line at the end of each staff.



LEGATO INDIRECT DOWNWARDS



LEGATO WITH 4 AND 5 NOTES

Musical notation for 'LEGATO WITH 4 AND 5 NOTES' in G major, 2/4 time. It consists of three staves of music. The first staff has six measures with slurs over groups of 4 and 5 notes, and fingering numbers 4 and 3. The second staff has three measures with slurs over groups of 3 and 5 notes, and fingering numbers 3 and 2. The third staff has six measures with slurs over groups of 5 and 4 notes, and fingering numbers 23, 24, 24, and 2. The key signature has one sharp (F#) and the time signature is 2/4.

LEGATO ON TWO STRINGS

Musical notation for 'LEGATO ON TWO STRINGS' in G major, common time. It consists of four staves of music. The first staff has two measures with slurs over groups of 4 and 5 notes, and fingering numbers 1, 4, 1, 3, 4, and 2. The second staff has four measures with slurs over groups of 4 and 5 notes, and fingering numbers 1, 3, 4, 4, 1, 3, 4, 4, 4, 2, 1, 0, and 4. The third staff has three measures with slurs over groups of 5 and 4 notes, and fingering numbers 2, 4, 3, 1, 1, 3, 4, 3, 3, 4, and 2. The fourth staff has two measures with slurs over groups of 5 and 4 notes, and fingering numbers 2, 1, 3, 4, 2, and 2. The key signature has one sharp (F#) and the time signature is common time (C).

Study with different accents, either on the first or the third note in each group.

Four staves of guitar exercises in D major. Each staff contains a sequence of notes with fingerings indicated by numbers 1-4 and 0. Some notes are circled with a '2' inside, indicating a second ending or a specific fingering. The exercises involve various fretboard patterns and fingerings, including some with double stops.

LEGATO - CROMATIC

Four staves of guitar exercises in D major, focusing on legato and chromatic techniques. The exercises are written in 2/4, 12/8, 2/4, and 2/4 time signatures. They feature various fretboard patterns, including chromatic runs and legato passages, with fingerings indicated by numbers 1-4 and 0. Some notes are circled with a '2' inside.

LESSONS

GRACE NOTES DOWNWARDS

Allegretto

GRACE NOTES UPWARDS

Andante

DOUBLE GRACE NOTE

Andante

TRIPLE GRACE NOTE

Moderato

ORNAMENTS WITH FOUR NOTES

Musical staff 1: Treble clef, key signature of three sharps (F#, C#, G#), 3/4 time signature. The staff contains a sequence of notes and chords with various ornaments. Fingerings are indicated by numbers 1, 2, 3, 4. A circled number 4 is present below the staff.

Musical staff 2: Treble clef, key signature of three sharps (F#, C#, G#), 3/4 time signature. The staff contains a sequence of notes and chords with various ornaments. Fingerings are indicated by numbers 1, 2, 3, 4. A circled number 6 is present below the staff. Roman numerals IV and II are placed above the staff.

Musical staff 3: Treble clef, key signature of three sharps (F#, C#, G#), 3/4 time signature. The staff contains a sequence of notes and chords with various ornaments. Fingerings are indicated by numbers 1, 2, 3, 4. A circled number 2 is present below the staff.

Musical staff 4: Treble clef, key signature of three sharps (F#, C#, G#), 3/4 time signature. The staff contains a sequence of notes and chords with various ornaments. Fingerings are indicated by numbers 1, 2, 3, 4. A circled number 2 is present below the staff.

Musical staff 5: Treble clef, key signature of three sharps (F#, C#, G#), 3/4 time signature. The staff contains a sequence of notes and chords with various ornaments. Fingerings are indicated by numbers 1, 2, 3, 4. Roman numeral II is placed above the staff.

ORNAMENTS WITH FIVE NOTES

Allegretto

The musical score consists of six staves of music, each featuring a five-note ornament. The key signature is A major (three sharps) and the time signature is 3/4. The tempo is marked 'Allegretto'. The ornaments are as follows:

- Staff 1: Ornament 1. A quarter note G4 with a slur over a sixteenth-note triplet (F#4, G4, A4) and a quarter note B4. Fingering: 2, 4, 4, 0, 2. Circled numbers: 2, 4.
- Staff 2: Ornament 2. A quarter note G4 with a slur over a sixteenth-note triplet (F#4, G4, A4) and a quarter note B4. Fingering: 2, 0, 3, 2, 0. Circled number: 1.
- Staff 3: Ornament 3. A quarter note G4 with a slur over a sixteenth-note triplet (F#4, G4, A4) and a quarter note B4. Fingering: 1, 0, 2, 0, 1. Circled numbers: 2, 4, 3, 6.
- Staff 4: Ornament 4. A quarter note G4 with a slur over a sixteenth-note triplet (F#4, G4, A4) and a quarter note B4. Fingering: 2, 4, 4, 0, 2. Circled numbers: 5, 5.
- Staff 5: Ornament 5. A quarter note G4 with a slur over a sixteenth-note triplet (F#4, G4, A4) and a quarter note B4. Fingering: 1, 2, 0, 0, 0. Circled number: 5.
- Staff 6: Ornament 6. A quarter note G4 with a slur over a sixteenth-note triplet (F#4, G4, A4) and a quarter note B4. Fingering: 2, 0, 1, 0, 1. Circled numbers: 4, 5.

THIRDS SCALES

C Major

G Major

D Major

A Major

F Major

Bb Major

G Minor (melodic)

C Minor (harmonic)

G Major (thirds)

A Major (thirds)

F Major (thirds)

LEGATO - THIRDS

Two staves of musical notation in G major, C time signature. The first staff contains a sequence of chords with fingerings: 4, 4, 4, 3, 3, 1, 3, 2, 3, 3, 3, 2. The second staff continues the sequence with fingerings: 3, 1, 3, 4, 3, 3, 1, 4, 3.

Legato thirds with finger changes, then one finger must fall firmly on the note while at the same time the other finger slides from one note to the other.

Third staff of musical notation in G major, 3/4 time signature. It shows a sequence of chords with fingerings: 1, 2, 3, 3, 2, 2, 3, 3, 3, 3, 2, 2, 3, 3, 2.

Fourth staff of musical notation in G major, 3/4 time signature. It shows a sequence of chords with fingerings: 1, 2, 3, 2, 3, 1, 3, 3.

Fifth staff of musical notation in G major, 3/4 time signature. It shows a sequence of chords with fingerings: 2, 3, 2, 1, 3, 3, 3, 2, 3, 3, 2.

ON SECOND AND THIRD STRING

Musical notation in G major, 3/4 time signature, focusing on the second and third strings. It shows a sequence of chords with fingerings: 1, 3, 3, 2, 4, 3, 3, 2, 4, 3, 3, 4, 2, 3, 1.

ON SECOND AND THIRD STRING

Two staves of musical notation in treble clef, key signature of two sharps (F# and C#), and 3/4 time signature. The first staff contains six measures of music. The first measure has a triplet of eighth notes (G4, A4, B4) with fingerings 1, 2, 3. The second measure has a triplet of eighth notes (B4, C#5, D5) with fingerings 3, 2, 1. The third measure has a triplet of eighth notes (C#5, D5, E5) with fingerings 3, 2, 1. The fourth measure has a triplet of eighth notes (D5, E5, F#5) with fingerings 3, 2, 1. The fifth measure has a triplet of eighth notes (E5, F#5, G5) with fingerings 3, 2, 1. The sixth measure has a triplet of eighth notes (F#5, G5, A5) with fingerings 3, 2, 1. The second staff contains six measures of music. The first measure has a triplet of eighth notes (G4, A4, B4) with fingerings 3, 2, 1. The second measure has a triplet of eighth notes (B4, C#5, D5) with fingerings 3, 2, 1. The third measure has a triplet of eighth notes (C#5, D5, E5) with fingerings 3, 2, 1. The fourth measure has a triplet of eighth notes (D5, E5, F#5) with fingerings 3, 2, 1. The fifth measure has a triplet of eighth notes (E5, F#5, G5) with fingerings 3, 2, 1. The sixth measure has a triplet of eighth notes (F#5, G5, A5) with fingerings 3, 2, 1.

ON FIRST AND SECOND STRING

Six staves of musical notation in treble clef, key signature of two sharps (F# and C#), and 3/4 time signature. Each staff contains six measures of music. The first staff has measures with fingerings (2, 1), (2, 1), (3, 1), (3, 1), (3, 1), (3, 1). The second staff has measures with fingerings (3, 1), (3, 1), (2, 1), (2, 1), (2, 1), (2, 1). The third staff has measures with fingerings (2, 1), (3, 1), (3, 1), (3, 1), (3, 1), (3, 1). The fourth staff has measures with fingerings (3, 1), (3, 1), (3, 1), (3, 1), (3, 1), (3, 1). The fifth staff has measures with fingerings (3, 1), (3, 1), (3, 1), (3, 1), (3, 1), (3, 1). The sixth staff has measures with fingerings (2, 1), (2, 1), (2, 1), (2, 1), (3, 1), (3, 1).

The image displays ten staves of musical notation for guitar, arranged in two columns of five. The music is written in a treble clef with a key signature of one sharp (F#). The notation includes various chord voicings, triplets, and fingerings (1, 2, 3) for the right hand. The music is written in a treble clef with a key signature of one sharp (F#). The notation includes various chord voicings, triplets, and fingerings (1, 2, 3) for the right hand. The music is written in a treble clef with a key signature of one sharp (F#). The notation includes various chord voicings, triplets, and fingerings (1, 2, 3) for the right hand.

SIXTHS

ON FIRST AND THIRD STRING

ON SECOND AND FOURTH STRING

ON THIRD AND FIFTH STRING

ON FOURTH AND SIXTH STRING

ON FIRST AND THIRD STRING

Practise this exercise also in D Major on second and fourth string

ON THIRD AND FIFTH STRING

Musical notation for a guitar exercise on the third and fifth strings in A major. The first staff contains three measures of eighth-note patterns with fingerings 1-2-1 and 2-1-2, and triplets. The second staff continues the exercise with slurs and triplets.

Practise this exercise also in E Major on fourth and sixth string.

TENTHS

Musical notation for a guitar exercise in 3/4 time focusing on tenths. It consists of two staves of eighth-note patterns with triplets and various fingerings (3, 4, 2, 1, 2, 2, 2).

OCTAVES

Musical notation for a guitar exercise in 2/4 time focusing on octaves. It consists of two staves of eighth-note patterns with various fingerings (4, 1, 1, 1, 1, 2, 3, 3, 4, 4, 4) and a circled '6' at the bottom.

The first three staves of the exercise are written in A major (three sharps) and 2/4 time. The first staff begins with a treble clef, a key signature of three sharps, and a 2/4 time signature. It contains a sequence of eighth notes: A4 (marked with a '1'), B4 (marked with a '4'), C#5, D5, E5, D5, C#5, B4, A4. This sequence is repeated four times, with a circled '3' below the second measure of the second repetition. The second and third staves continue the eighth-note patterns, with the third staff ending with a double bar line.

Practise this exercise also in E Major on second and fourth string.

The next four staves of the exercise continue the eighth-note patterns in A major, 2/4 time. Each staff contains a sequence of eighth notes, with some staves featuring slanted lines underneath to indicate string bends or slides. The patterns are: Staff 4: A4, B4, C#5, D5, E5, D5, C#5, B4, A4; Staff 5: A4, B4, C#5, D5, E5, D5, C#5, B4, A4; Staff 6: A4, B4, C#5, D5, E5, D5, C#5, B4, A4; Staff 7: A4, B4, C#5, D5, E5, D5, C#5, B4, A4. Each staff concludes with a double bar line.

Musical notation for the first system, including a treble clef, key signature of three sharps (F#, C#, G#), and a common time signature. The notation features a melodic line with various fingerings (4, 3) and a bass line with chords and fingerings (2, 1, 3, 0, 4, 0).

Musical notation for the second system, continuing the melodic and bass lines. The melodic line includes many sixteenth notes and fingerings (4, 2, 4). The bass line includes chords and fingerings (0, 1, 2, 3, 0, 4).

Let the bass notes live while the legato notes are played.

The musical score consists of seven systems, each containing four measures of music. The music is written for guitar, with a treble clef and a C-clef on the upper staff, and a bass clef on the lower staff. The key signature is G major (one sharp). The time signature is common time (C). The music features eighth-note patterns with various fingerings and bass notes. The patterns are repeated across the systems with slight variations in fingering and fretting. The bass notes are indicated by circled numbers (1-5) and fret numbers (0, 1, 2, 3, 4, 5). The patterns are as follows:

- System 1: Measure 1 (Fingering: 2, 4, 1, #2; Bass: 1), Measure 2 (Fingering: 3, 4, 2; Bass: 1, 4), Measure 3 (Fingering: 3, 4, #2; Bass: 1, 3), Measure 4 (Fingering: 3, 4, #2; Bass: 1, 2).
- System 2: Measure 1 (Fingering: 3, 4; Bass: 1, 2), Measure 2 (Fingering: 3, 4; Bass: 1, 3), Measure 3 (Fingering: 3, 4; Bass: 1, 4), Measure 4 (Fingering: 3, 4, #2; Bass: 1, 2).
- System 3: Measure 1 (Fingering: 3, 4, #2; Bass: 1, 2), Measure 2 (Fingering: 3, 4, #2; Bass: 1, 4), Measure 3 (Fingering: 3, 4, #2; Bass: 1, 5), Measure 4 (Fingering: 3, 4, #2; Bass: 1, 2).
- System 4: Measure 1 (Fingering: 2, 4, #1; Bass: 0), Measure 2 (Fingering: 3, 4; Bass: 1, 3), Measure 3 (Fingering: 3, 4, #2; Bass: 1), Measure 4 (Fingering: 3, 4, #2; Bass: 1, 3).
- System 5: Measure 1 (Fingering: 2, 4, #1; Bass: 0), Measure 2 (Fingering: 3, 4; Bass: 1, 4), Measure 3 (Fingering: 3, 4, #2; Bass: 1, 3), Measure 4 (Fingering: 3, 4, #2; Bass: 1, 2).
- System 6: Measure 1 (Fingering: 3, 4; Bass: 1, 2), Measure 2 (Fingering: 3, 4; Bass: 1, 3), Measure 3 (Fingering: 3, 4; Bass: 1, 2), Measure 4 (Fingering: 3, 4, #2; Bass: 1, 2).
- System 7: Measure 1 (Fingering: 3, 4; Bass: 1, 3), Measure 2 (Fingering: 3, 4, #2; Bass: 1, 2), Measure 3 (Fingering: 2, 4, #2; Bass: 0), Measure 4 (Fingering: 3, 4; Bass: 1, 3).